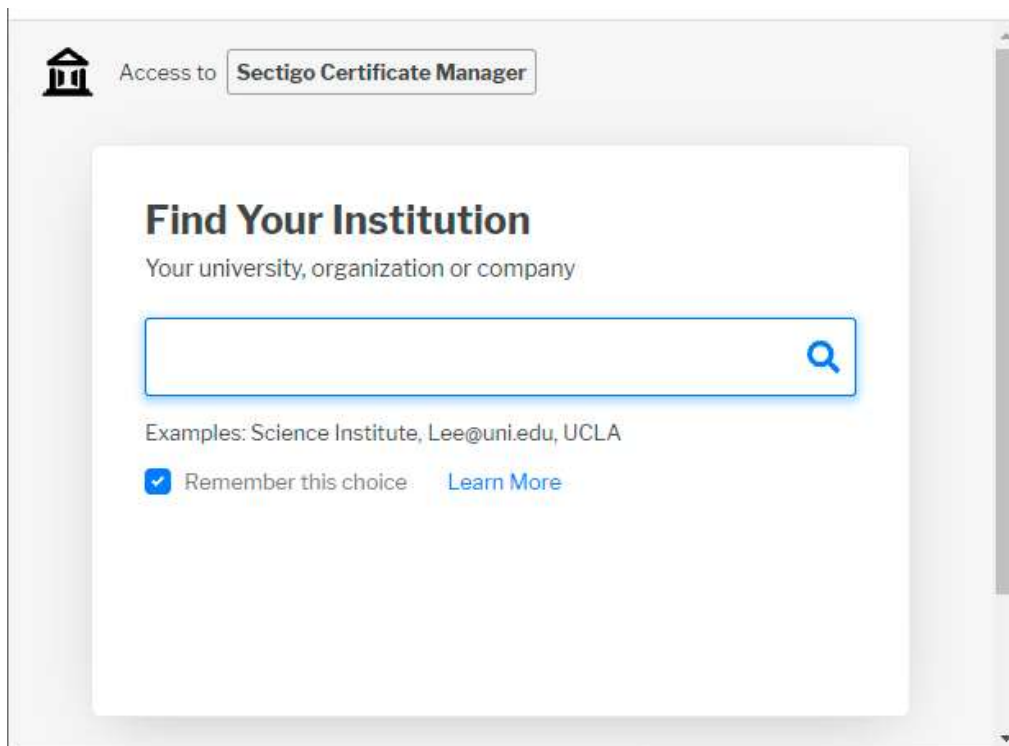


## Sectigo – osobné certifikáty – postup generovania certifikátu

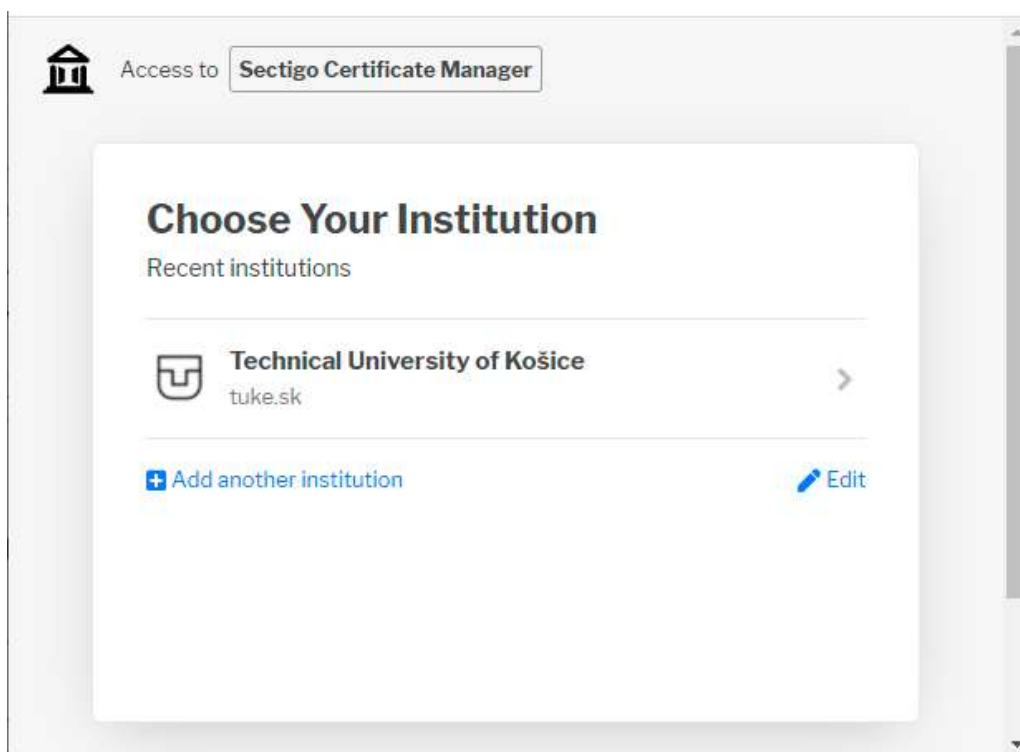
1. V prehliadači otvoríme linku: <https://cert-manager.com/customer/sanet/idp/clientgeant>

2.



The screenshot shows the 'Find Your Institution' page in the Sectigo Certificate Manager. At the top left, there is a house icon and the text 'Access to Sectigo Certificate Manager'. The main heading is 'Find Your Institution' with the subtitle 'Your university, organization or company'. Below this is a search input field with a magnifying glass icon on the right. Underneath the search field, it says 'Examples: Science Institute, Lee@uni.edu, UCLA'. At the bottom of the search area, there is a checked checkbox labeled 'Remember this choice' and a link 'Learn More'.

3.



The screenshot shows the 'Choose Your Institution' page in the Sectigo Certificate Manager. At the top left, there is a house icon and the text 'Access to Sectigo Certificate Manager'. The main heading is 'Choose Your Institution' with the subtitle 'Recent institutions'. Below this, there is a list of institutions. The first entry is 'Technical University of Košice' with the domain 'tuke.sk' and a right-pointing arrow. At the bottom of the list, there is a link '+ Add another institution' and an 'Edit' link with a pencil icon.

4.

 TECHNICKÁ UNIVERZITA V KOŠICIACH

Login to Sectigo Certificate  
Manager

Username

Password

Don't Remember Login

Clear prior granting of  
permission for release of your  
information to this service.

Login

 TECHNICKÁ UNIVERZITA V KOŠICIACH

Login to Sectigo Certificate  
Manager

Username

Password

Don't Remember Login

Clear prior granting of  
permission for release of your  
information to this service.

Login

## 5. Navolte si jednotlivé možnosti podľa obrázku

**SECTIGO**

### Digital Certificate Enrollment

This is your certificate enrollment form. Once you submit, your certificate will be generated and downloaded to your computer.

Name: Jozef Bucko  
Organization: Technická univerzita v Košiciach  
Email: jozef.bucko@tuke.sk

Select your Certificate Profile to enable your enrollment options.

Certificate Profile\*  
GÉANT Personal email signing and encryption

*i* Can ONLY be ordered via SAML Self-Enrollment. Use for email and personal authentication processes. Validation of the individual must be HIGH.

Term\*  
365 days

Enrollment Method  
 Key Generation  
 CSR

Key Type\*  
RSA - 2048

Password is required to unlock the certificate file download to protect private key.

Password\*  
.....

Password Confirmation\*  
.....

Choose key protection algorithm.

Algorithm  
Secure AES256-SHA256


I have read and agree to the terms of the [EULA](#)

**Submit**

Numbered red arrows point to the following elements:

- 1: Certificate Profile dropdown
- 2: Term dropdown
- 3: Key Generation radio button
- 4: Key Type dropdown
- 5: Password input field
- 6: Password Confirmation input field
- 7: Algorithm dropdown
- 8: EULA checkbox
- 9: Submit button

6.




GÉANT Personal Authentication

**i** same as old IGTF Personal, issued via SAML Self-Enrollment, a private trust profile

Term\*  
395 days

Enrollment Method

Key Generation



### Generating Certificate

This may take a few moments.

Once your Certificate is generated you will be redirected to a page where it will be automatically downloaded.

Do not close this tab or your browser.

Password Confirmation\*  
.....

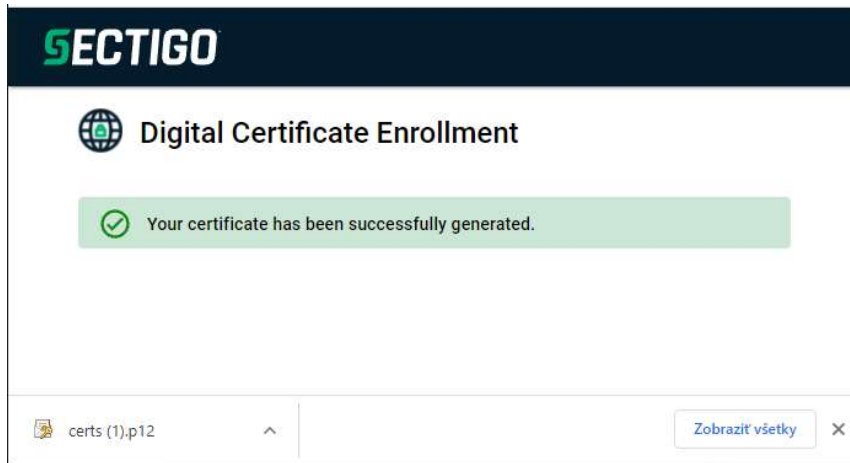
Choose key protection algorithm.

Algorithm  
Secure AES256-SHA256

[I have read and agree to the terms of the EULA](#)

**Submit**

7.



9. Premenovať vygenerovaný stiahnutý certifikát na priezvisko.p12